

# Performance Appraisal Product Overview

## Overview


The value that the performance appraisal module can provide to the enterprise mainly lies in the following points:

1. performance appraisal helps enterprises achieve their strategic goals and promote their growth.
2. performance appraisal helps enterprises cultivate talents and retain talents
3. performance appraisal can be used as the basis for salary evaluation and grading to effectively motivate personnel.


## Features

### Appraisal Template Management

Before starting the performance appraisal, the business administrator first needs to configure the appraisal template to configure different appraisal contents and processes for different members or departments:







1. Go to the template management module on the left side of the navigation bar, then click the Create Template button in the upper right corner 

Performance Appraisal

Search Templates  [Create Template](#)

My Performance Appraisal  
Appraised by Me  
Audited by me

Performance Management  
**Template Management**

Creator	Template Name	Scoring rules	Action
yichengzhao	General templates	100	  
yichengzhao	Product Template	10	  

2. The first step needs to fill in the name of the template and scoring rules

< Back | Create Template

1 Basic Info 2 Appraisal Content 3 Appraisal Process

Template Name

Scoring Rule

Five-Point System

Ten-Point System

Percentile System ✓

+Customization

Next

3. The second step is to configure the assessment content, you can directly turn on the switch of the assessment OKR, or you can customize the assessment content

[< Back](#) | [Create Template](#)      1 Basic Info · 2 Appraisal Content · 3 Appraisal Process

**enable OKR appraisal**
After enabling, the OKR of the appraisee can be appraised
Weight: 34% ☐

**enable iOKR appraisal**
After enabling, the iOKR of the appraisee can be appraised
Weight: 33% ☐

Weight: 33%

Indicator Name *	Scoring criteria *	weight *
Fill in indicator name	Fill in the scoring criteria	100%

+ Add Indicator

+ Add Appraisal Dimension

Previous Next

4. The last step is to configure the assessment process and set who will conduct the assessment

[< Back](#) | [Create Template](#)      1 Basic Info · 2 Appraisal Content · 3 Appraisal Process

Employee self-assessment

Appraiser rating

Complete

+ Add Audit Process

Employee self-assessment
☒ Rating public
weight: 10%

Appraiser rating
☒ Rating public
weight: 90%

yichengzhao

Weight: 100%

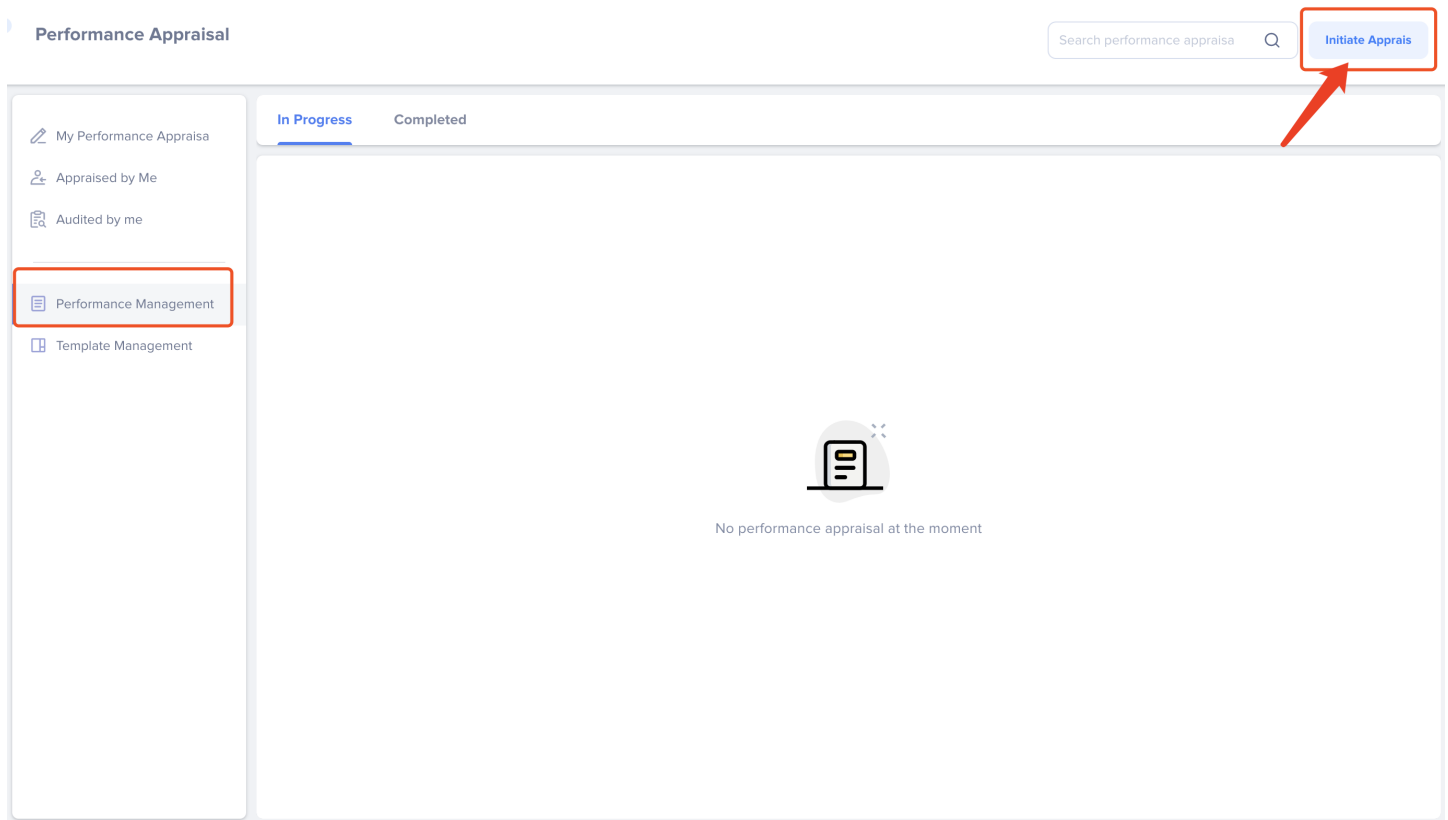
+ Add Appraiser

Previous Save

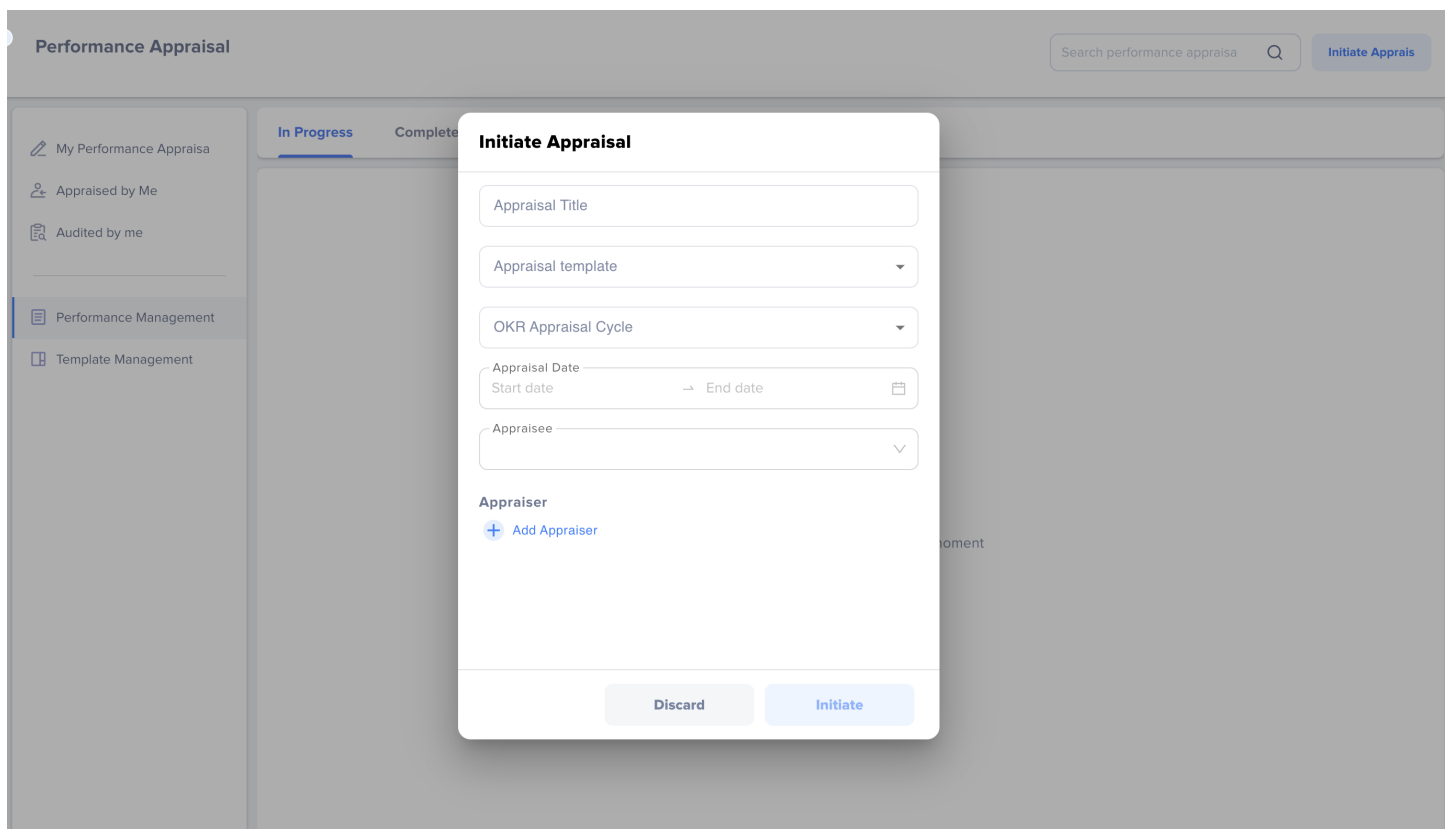
## Performance Management

After the template configuration is completed, you will be able to initiate an assessment of the company's employees in the performance management module:

1. The enterprise administrator enters the performance management module and starts it by clicking the Initiate Appraisal button in the upper right corner



2. Fill in the basic information of the assessment, including title, time and appraisee, and the most important thing is to select a corresponding appraisal template



3. After the assessment is initiated, a new piece of data will be added to the in progress tab page to facilitate your continuous follow-up

Performance Appraisal

Search performance appraisal

Initiate Apprais

My Performance Appraisal

Appraised by Me





Audited by me

Performance Management

Template Management

In Progress

Completed

Initiated By	Title	Appraisal Effective Date	Number of Audiences	Action
 yichengzhao	Q3	16 Sep 2022-24 Sep 2022	1人	  

4. Once everyone in the assessment completes the assessment, the assessment will change to completed status, you can find the assessment under the completed tab page and view the relevant details

Performance Appraisal

Search performance appraisal

Initiate Apprais

My Performance Appraisal

Appraised by Me





Audited by me

Performance Management

Template Management

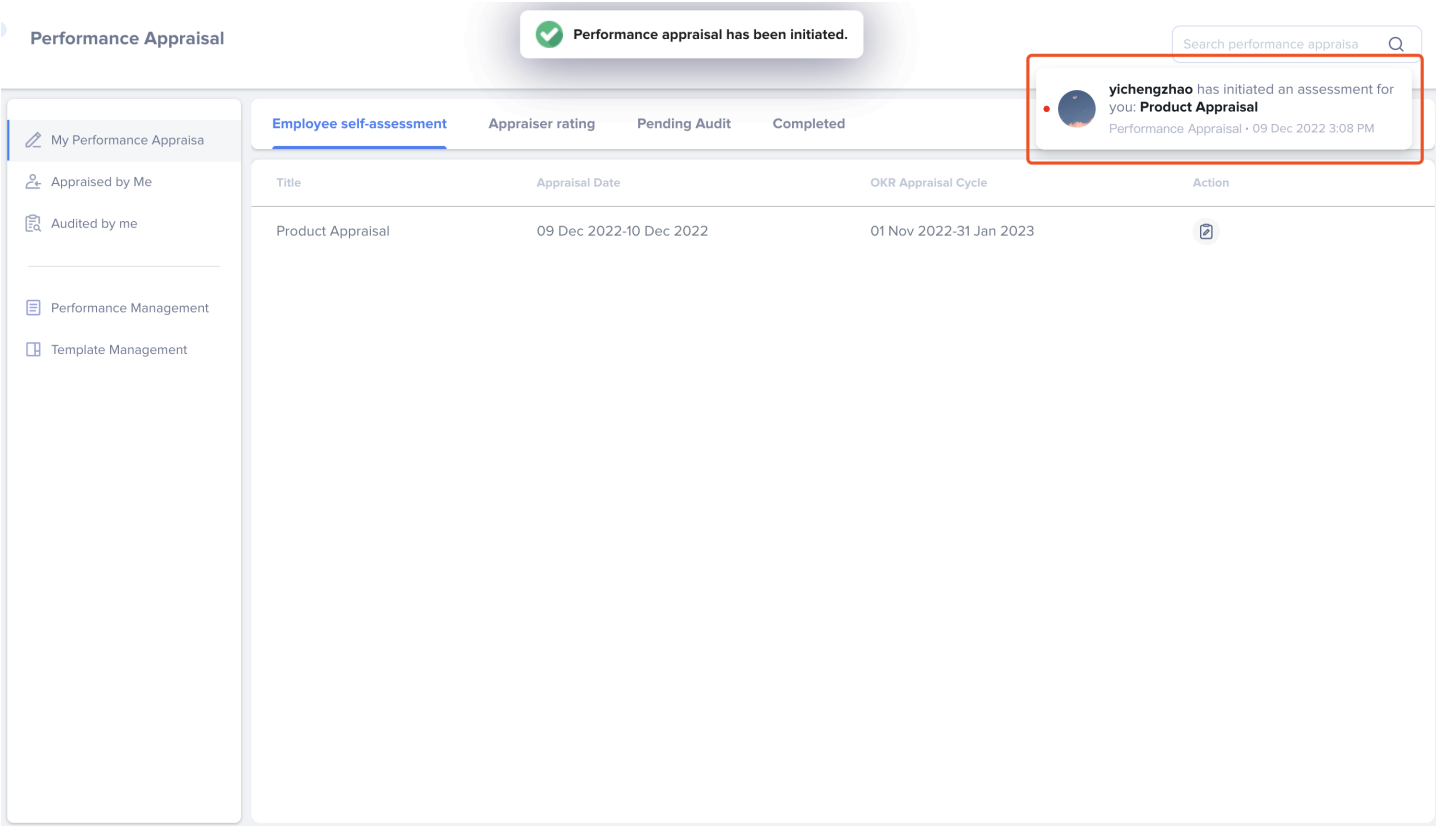
In Progress

Completed

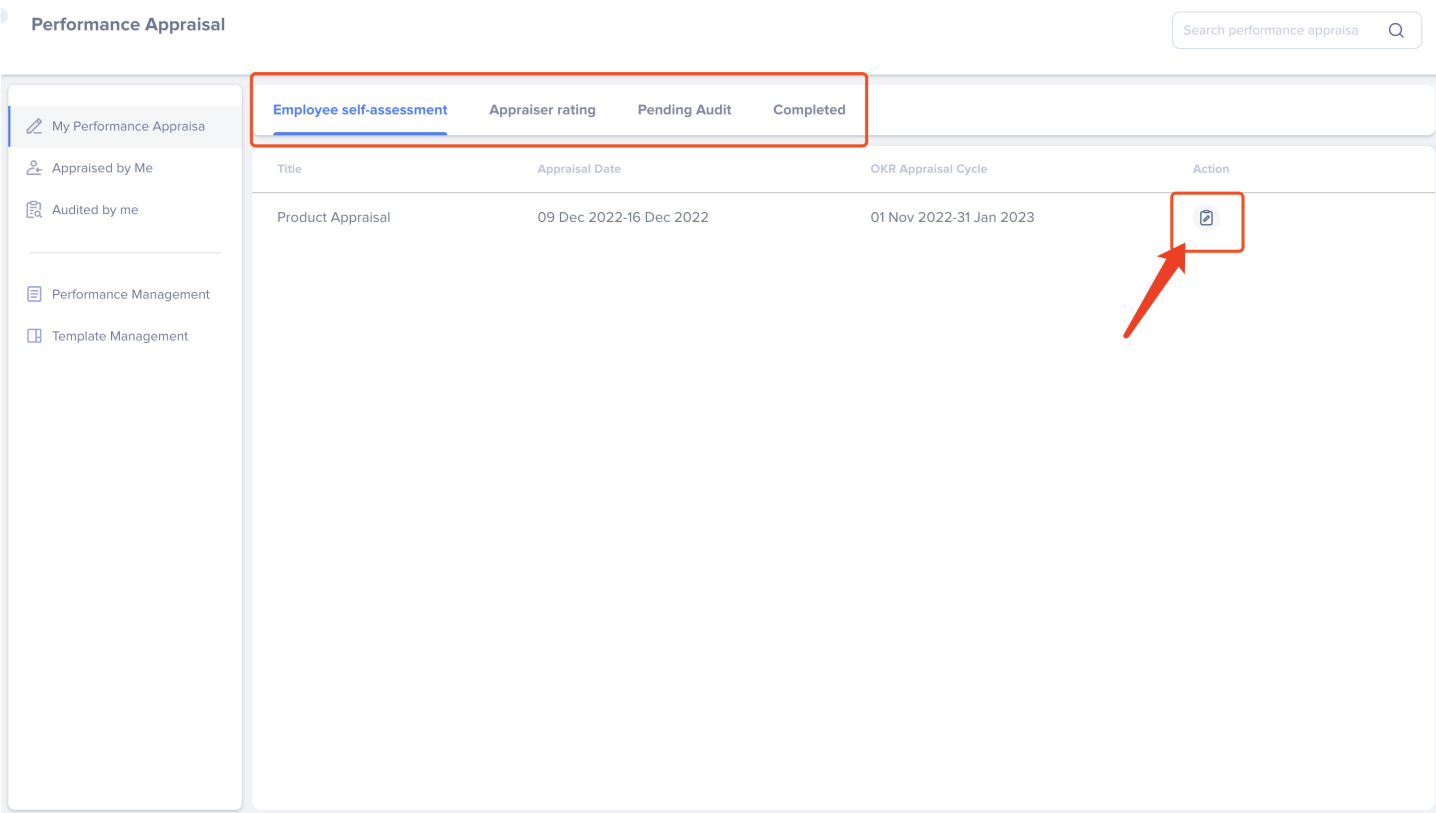
Initiated By	Title	Appraisal Effective Date	Number of Audiences	Action
 yichengzhao	Product appraisal	17 Nov 2022-27 Nov 2022	1人	  

## My Performance Appraisal

After the assessment is initiated, the appraisee will receive a notification and can continue to follow up on his assessment



1. Enterprise employees can view and follow up their own appraisal in the My performance appraisal module. The different tab pages at the top show the different status of the appraisal. Click the button on the right side of the appraisal to enter the appraisal details page



2. Employees score and submit their own assessment indicators

Product Appraisal

Submit

1 work results assessment - Weight: 100%

Indicator Name	Scoring Criteria	Weight	Employee Self-Appraisal*	Comment (Optional)
work performance	delivery result	30%	0-10 poir	
work attitude	Work values, teamwork attitude	20%	0-10 poir	
working ability	Professional skills, teamwork ability	50%	0-10 poir	

yichengzhao  
产品部门

Appraisal Date

2022.12.9 - 2022.12.10

OKR Appraisal Cycle

Nov 2022 - Jan 2023

Appraisal Process

1 Employee Self-Appraisal(Weight10%)

2 Score(Weight90%)

3 Completed

Appraised by Me

If I am invited as an assessor, then I will be able to view the assessment information under this module and fill in the data

Performance Appraisal

Search performance appraisal

My Performance Appraisal

Appraised by Me

Audited by me

Performance Management

Template Management

To Be Reviewed

Submitted

Appraisee	Title	Appraisal Date	Current Process	Action
yichengzhao	Product Appraisal	09 Dec 2022-10 Dec 2022	Appraiser rating	
yichengzhao	Q3	16 Sep 2022-24 Sep 2022	Appraiser rating	

1. I will receive a notification from me reminding me to score, and enter the filling page through the button on the right side of the assessment

Performance Appraisal

Search performance appraisal

yichengzhao invites you to evaluate and rate yichengzhao  
Performance Appraisal · 09 Dec 2022 3:14 PM

My Performance Appraisal



Appraised by Me

Audited by me

Performance Management

Template Management

To Be Reviewed Submitted

Appraisee	Title	Appraisal Date	Current Process	Action
yichengzhao	Product Appraisal	09 Dec 2022-10 Dec 2022	Appraiser rating	
yichengzhao	Q3	16 Sep 2022-24 Sep 2022	Appraiser rating	

st.meeraspace.com/339/okr-performance/appraised-by-me/to-be-reviewed

2. Complete my rating of the appraisee and submit the result through the button in the upper right corner

< Back Product Appraisal Submit

1 work results assessment - Weight: 100%

Indicator Name	Scoring Criteria	Weight	Score*	Comment(Optional)
work performance	delivery result	30%	6.0	
work attitude	Work values, teamwork attitude	20%	7.0	
working ability	Professional skills, teamwork ability	50%	7.0	

yichengzhao

Appraisal Date 2022.12.9 - 2022.12.10

OKR Appraisal Cycle Nov 2022 - Jan 2023

Appraisal Process

Employee Self-Appraisal(Weight10%)

Score(Weight90%)

Completed

3. All the assessment records I have evaluated can be found under the submitted tab page



Performance Appraisal

Search performance appraisal

My Performance Appraisal

Appraised by Me

Audited by me

Performance Management

Template Management

To Be Reviewed

Submitted

Appraisee	Title	Appraisal Date	Current Process	Action
yichengzhao	Product appraisal	17 Nov 2022-27 Nov 2022	Completed	

## Audited by Me

1. When I am a reviewer of an appraisal, I will receive a notification and I can view the appraisal data under this module

Performance Appraisal

Search performance appraisal

My Performance Appraisal

Appraised by Me

Audited by me

Performance Management

Template Management

Pending Audit

Submitted

yichengzhao invites you to review yichengzhao's appraisal

Performance Appraisal · 09 Dec 2022 3:24 PM

Appraisee	Title	Appraisal Date	Current Process	Action
yichengzhao	Q4	09 Dec 2022-16 Dec 2022	Pending Audit	

st.meeraspace.com/339/okr-performance/mv-approved/waiting-for-approve

2. Review the score on the detailed page of the assessment, and there are two buttons in the upper right corner that you can click, clicking "Pass" will mean that the assessment results do not need to be adjusted

Back

Q4

Performance CalibrationPass

Overall score: 6.9 / 10

Scoring Rules: Ten-point system

1 work results assessment - Weight: 100%

Indicator Name	Scoring Criteria	Weight	Employee Self-Appraisal	yichengzhao
work performance	delivery result	30%	5	8
work attitude	Work values, teamwork attitude	20%	6	8
working ability	Professional skills, teamwork ability	50%	7	6

yichengzhao

产品部门

Appraisal Date

2022.12.9 - 2022.12.16

OKR

Appraisal Cycle

Nov 2022 - Jan 2023

Appraisal Process

Employee Self-Appraisal(Weight10%)

Score(Weight90%)

Audit

Completed

3. Click "Performance Calibration" to adjust the assessment results

Back

Q4

Performance CalibrationPass

Overall score: 6.9 / 10

Scoring Rules: Ten-point system

1 work results assessment - Weight: 100%

Indicator Name	Scoring Criteria	Weight	Employee Self-Appraisal	yichengzhao
work performance	delivery result	30%	5	8
work attitude	Work values, teamwork attitude	20%	6	8
working ability	Professional skills, teamwork ability	50%	7	6

yichengzhao

产品部门

Appraisal Date

2022.12.9 - 2022.12.16

OKR

Appraisal Cycle

Nov 2022 - Jan 2023

Appraisal Process

Employee Self-Appraisal(Weight10%)

Score(Weight90%)

Audit

Completed

Performance Calibration

Score after calibration\* 0-10 point

Please input calibrate reason

0/300

DiscardCalibrate and submit

